



KDE Software



Communicate

Page 3

In the Internet era, KDE enables you to chat, blog, share, and exchange with your friends and colleagues. KDE Applications connect you to the world.

Learn & Play

Page 7

With KDE education applications and games, you can learn something new and have fun with innovative software.

Create

Page 11

When you need to put your thoughts and feelings in words and images, KDE applications are there to help you do just that.

Enjoy

Page 15

KDE has powerful applications that offer you new ways to enjoy your music, photos, and videos.

Workspaces

Page 18

Whatever the devices you use, you can easily start and manage applications within a Workspace.

Community

Page 22

Founded in 1996, KDE has become one of the largest Free Software communities, gathering artists, developers, translators, writers, and others from all over the world.

Contribute

Page 26

The KDE community provides opportunities for new people eager to get involved. Come and take a look!

KDE in use

Page 34

KDE technology is being deployed around the world in a variety of situations. In schools, in offices and libraries. We want to give you some examples!

Dear reader!

On the following pages, you can learn a bit about the KDE community and what we have created. Our large and diverse community has built a comprehensive set of applications and tools to have fun, keep in touch, and get work done. We'll present some of these applications and give you some useful tips and hints.

We will also introduce the KDE teams to give you a little insight into who we are and what drives us. In short, while our individual goals are as varied as we are KDE contributors, we share a desire to make a difference in this world, and have fun doing it. Working together even when separated by great distances, meeting new friends, and taking pride in what we've created are all things that we value.

We hope that by presenting a little piece of what we do and who we are, we can show you the difference we have made - and encourage you to join us. Perhaps you will try our software, or even decide to join KDE as a developer, translator, promoter, artist or in one of the many other roles that are essential to make KDE what it is.

The KDE promo team for all of KDE!

This booklet was written by (in no particular order):

Luca Beltrame,
Stuart Jarvis,
Justin Kirby,
Roger Pixley,
Carl Symons,
Vivek Prakash,
Lydia Pintscher,
Valerie Hoh,
Pradepto,
Frederik Gladhorn,
Daniel Laidig,
Eckhart Woerner,
Agata Marszalek,
Jenny Yeung,
Bugsbane,
Damien Tardy-Panis,
Jos Poortvliet,
Algot Runeman,
imag1narynumber,
David Greengas,
Irina Rempt,
Bernhard Reiter
and others

Layout by
Felix Michel

Graphics credits:
Eugene Trounev,
Nuno Pinheiro,
Seb Ruiz,
Mauricio Piacentini



In the Internet era, sharing and exchanging information is essential.

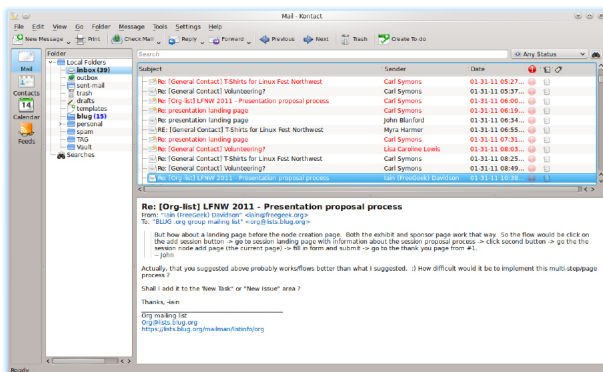
KDE makes this easy by providing a wide variety of applications for the Internet, networking, and communication.

Browse the web, share your files, chat, blog, and mail with others.

KDE applications connect you to the world.

Schedule and email

Manage your life with **Kontact**. Read your emails, keep track of your appointments, deadlines and vacations, manage your to-do list, and keep your contacts and phone numbers organized. Kontact is the integrated Personal Information Manager and Groupware Client. It gathers under one roof all functions you need in everyday life to organize your personal and professional life.



Email management within Kontact

Let's take a look at some of them!

Kontact's email component easily handles tens of thousands of mails, and makes searching and filtering them a breeze. It features Outlook compatibility and can easily connect to Gmail and other web mail services.

The newsreader in Kontact lets you quickly catch up with your online information sources. You can choose to read basic feed text, view full webpages, open links, and view attachments right in the application - or open them in a separate browser.

Kontakt's Calendar helps you stay organized. Use it to write journal entries or to schedule appointments, events and to-dos. It can handle all kinds of events (such as meetings, birthdays, vacations) and has a variety of ways to display them. Besides editing, viewing, and organizing your events, the Calendar also provides alarm notifications to remind you of upcoming events.

KDE Kontakt supports various groupware servers (such as Kolab Server) to help groups work together. This means that you can easily exchange all types of information:

- share your calendar to schedule a meeting with your colleagues
- email folders can be shared selectively to keep others in your group informed
- address books and to-do list are centralized to help you plan activities with your coworkers.

Chat with your friends

Nowadays, who has never needed to keep in touch with his friends and family online? Talk to them with **Kopete**, an instant messenger that is easy to use. You can access many different networks with Kopete including AIM, MSN, Google Talk, Jabber, Facebook chat, and ICQ. Like many KDE applications, it comes with a pack of plugins to allow you personalize your way to chat.

Tell your friends what you are doing, thinking, or planning on Twitter or identi.ca using **Choqok**, the KDE micro-blogging application. It has a simple "Quick Tweet"; with it, a click of a button is all you need to reply and retweet. You can view the timelines of other people, search for specific tweets,

Did you know...?

You can quickly write a tweet with Choqok by pushing Ctrl-Super-T (the super key often has the 'start' text on it, or a little flag). You can also post to all your accounts at the same time by ticking the "All" check box.


Although you can open the Kontakt components separately, e.g. for Mail, Calendar or Contacts, they are tailored to work well with each other within Kontakt. This results in features such as intuitive drag-and-drop between appointment handling, task lists and contacts.



Did you know...?

In the KDE email client, you can use the right and left keys on your keyboard to go to the next or previous email, use the up and down keys to scroll through the mails, and use space to go to the next unread email automatically. This way you can quickly and easily go through all your emails without ever having to use the mouse.

post images on twitpic, and more. For more basic needs, the micro-blogging widget on your desktop keeps your tweet screen always at hand. Both also support multiple micro-blogging services.



Tweet with Choqok

For those who love writing and thus need more space to express themselves, Blogilo is great for blogging. With the simple interface, you can write and post your blog entries easily directly from Blogilo without having to open your Web browser every time. It lets you preview blog posts quickly, and add images and other content, just like what you can do with your online clients. The best is that it handles multiple blogs and you can even download your drafts onto your computer so you can continue working without an Internet connection.

Share

Share files with your friends using **KTorrent**, KDE's BitTorrent client. It is easy to create a 'torrent' to share a folder or individual files. You can download files, finding content using popular torrent search engines. If you are concerned about your network connection usage or web browsing speed, you can limit upload and download speeds depending on date and time. Through extensions, KTorrent can be customized to fit your needs.

Just the beginning

The KDE community has developed many more applications, covering many of your networking and communication needs. You can chat on IRC with Konversation, connect to remote desktops with KRDC, surf the Internet quickly and safely with Konqueror or Rekonq, and manage your downloads with KGet. No matter what you are doing on the web, KDE applications can help you connect and communicate.

References

Choqok: <http://choqok.gnufolks.org/>

Blogilo: <http://blogilo.gnufolks.org/>

Contact: <http://www.kontakt.org>

KTorrent: <http://ktorrent.org/>

Did you know...?

In Blogilo, you can preview your published post by selecting the "Blog preview" tab and clicking on the "Fetch blog style" button. Shortly, you will see your post as it would be displayed in a web browser once published!

Contact Mobile

Contact is also available on your smart-phone which means you can organize your personal and professional life wherever you are. Its appeal among other "mail apps" is that you get a very complete application right into your pocket.



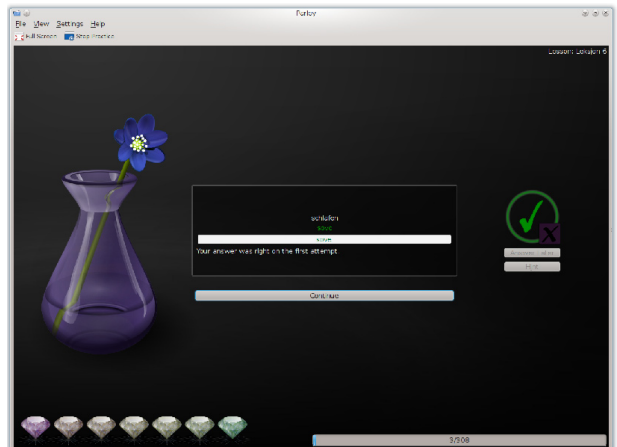
The KDE educational applications help you explore your world, discover and experiment with scientific concepts, and develop your skills.

From touch typing to star watching, you will find an application to assist you. If you want to take a break or if you simply need some distraction, KDE games can help you relax.

Discover

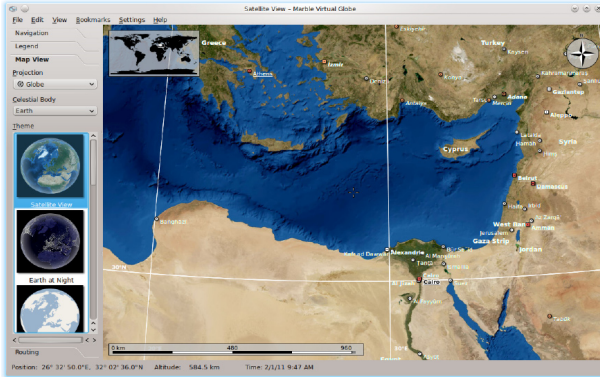
Learning and playing aren't necessarily separate tasks. Many KDE games and educational programs allow you to do both at the same time. And best of all, the wide range of programs means that there is something for everyone, across all ages and interests! Learn languages; practise touch typing; and explore geometry, physics, or math with the educational applications from the KDE community.

Young children can learn to identify letters with **KLettres** and to handle fractions with **KBruch**. Older children and adults can challenge or train themselves with **Blinken** or **KWordquiz**. For serious and fun vocabulary learning, you can use **Parley**. The educational language programs allow you to explore many languages with simple vocabulary downloads. Explore the night sky with **KStars** or delve into the deepest fundamentals of chemistry with **Kalzium**. Kalzium offers a 3D molecule viewer and **Avogadro** extends this functionality with an extensive molecule builder.



Learn a new language with Parley

If molecules are too small for your liking and the stars are too distant then why not explore our own planet with the virtual desktop globe **Marble**?




Explore our world with Marble

KStars is a powerful application for the amateur astronomer. It can keep track of observations and operate telescopes remotely! It can be used just to check the night sky at any place and time, or to prepare a star watching session. It can tell you if interesting things are about to happen and notify you about heavenly objects you want to observe. It contains a lot of information about stars, planets, and other sky objects. More can be downloaded from the web.

Have fun

When you need a little break, KDE offers a wide selection of games. You can play classic card games like **Solitaire** or **Patience**, or more challenging and complex games, such as **Sudoku** or **Kubrick**, a three-dimensional cube rotation game.

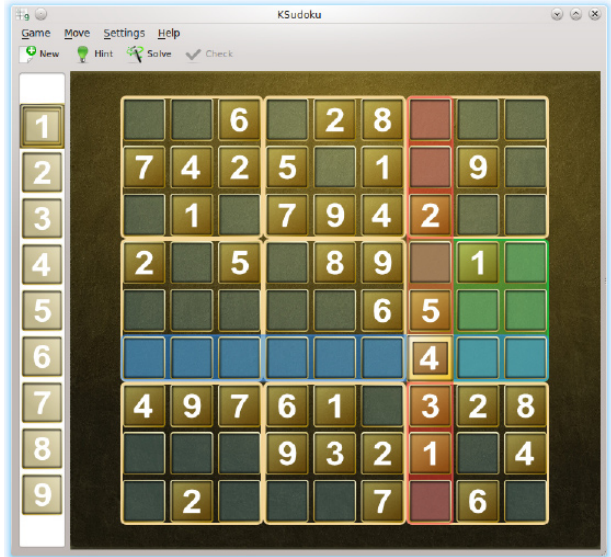




Did you know...?

KDE's desktop globe program, Marble, allows you to view the Earth in many different ways: a satellite view with current cloud information, an atlas, highly detailed maps from the OpenStreetMap project, the temperature at different times of the year, or the Earth at night.

Marble can also look up photos and Wikipedia entries of the locations you're browsing. In addition to this informative aspect, it has many others features that may prove handy in some situations. As an example, it can display possible routes between two or more places. Useful when you want to plan a trip!



Brain teaser with KSudoku

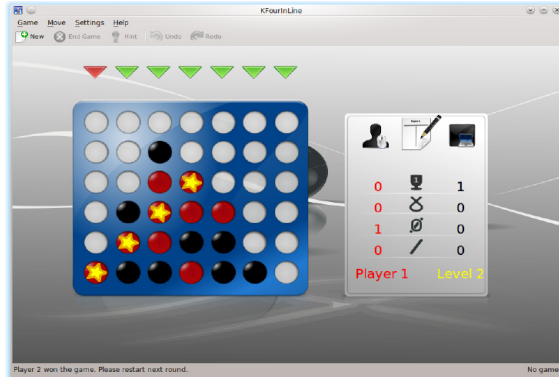
Try miniature golf with up to 10 other players, or one of the other board games such as **Reversi**, **Shisen**, **Bovo**, or **Naval Battle**. The games feature attractive artwork, and can be customized by downloading themes available online. You can download additional levels as well and even create your own graphics and game levels, and share them with others!

KDE Games are quick and easy to learn, but often difficult to master. If you're trying out a game you've never played before, check out the game handbook to see a summary of the game, the game's objective, tutorials, demos, and tips.

References

KDE education project: <http://edu.kde.org>

KDE games center: <http://games.kde.org>



Take a break playing KfourinLine

Did you know...?

Why not try out KAtomic online?

KAtomic is a logic puzzle game that exercises your brain and might just teach you something about chemistry. Check out the online demo linked from games.kde.org (in the Logic column) if you don't have the installed game available.



At home or at work, there are always computing tasks to be done, whether it is a letter you have to write, a graph you need to edit, or just a document you must read.

KDE offers easy to use but powerful applications to perform these common tasks.

All Calligra applications use the OpenDocument file format standard (ODF) for easy interchange with all applications that support ODF, including OpenOffice.org and recent versions of Microsoft Office.

Get stuff done

Need to write a document, edit a spreadsheet, give a presentation, or paint a picture? **Calligra Suite** has the applications.

Calligra has a variety of ways to help you get work done with word processing, spreadsheet, and presentation applications. It also includes a project-planning application and is unique among office suites with Krita, a powerful painting application. Calligra combines productivity with creativity so that you can create attractive documents quickly.

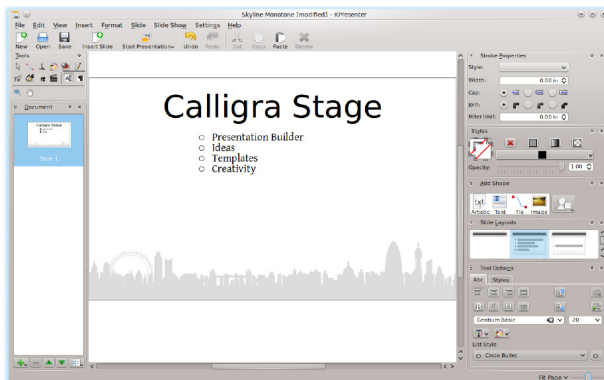
Calligra Words is an intuitive word-processing application that can also be used as a desktop publisher thanks to its frame-based structure. It includes all the features you would expect from a modern word processor, and many more you might not expect. Including a table of contents in your document has never required so little effort. Using Calligra Words, you will be able to create all the documents you need with ease, from simple texts to more complicated layouts. Thanks to the integration with the other Calligra components, you can include cutting edge vector graphics, music notation, or spreadsheet components.

In all Calligra applications, you can adapt the interface to your needs by freely moving all the tools that surround your document. This way, you can work faster and more effectively.

All your calculations, whether for home or for work, can be done and presented with **Calligra Tables**. It allows you to create spreadsheets quickly, thanks to a range of templates that cover common uses such as balance sheets, invoices and lists. You have access to all the features you need to complete your task, including a large set of predefined formulae.

If you use a spreadsheet application to manage your finances, you might want to give a try to KDE Finance software (**KMyMoney**, **Skrooge**, ...) that contains specific tools related to this field.

For presentations, Calligra includes **Calligra Stage**. This application helps you prepare presentations using a rich variety of elements, from graphics to text, from charts to images and video, from scalable vector graphics to music notation. Calligra Stage has many easy-to-use features that will help you -- from creation to the presentation itself. Preparing talks has never been more fun!



Prepare your presentations with Calligra Stage

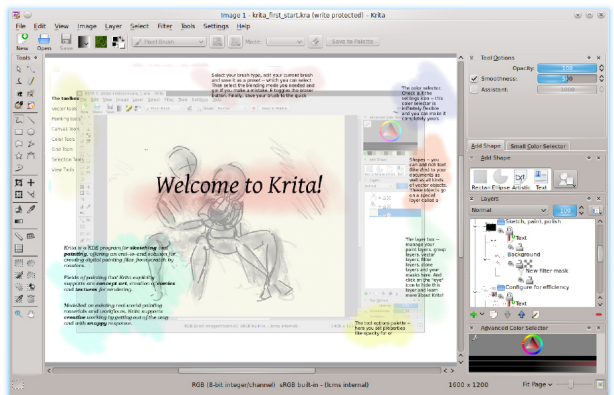
Words' side panels make it the perfect word processor to use on small screens such as netbooks.



State of Calligra

Calligra Suite is not focused on being just like competing office suites. The well-integrated set of Calligra applications offers unique capabilities which can be further enhanced by plugins and extensions. For example, the music notation plugin works in all Calligra components and allows the user to add music bars to documents. Like all elements in Calligra applications, the music bars can be freely placed within the page, slide or spreadsheet.

Combine digital painting and illustration in **Krita** using a wide variety of brush engines and colour spaces: 32 bit RGB, CMYK, LAB, and more. You can drag and drop nearly every part of the interface to suit your workflow while enjoying speed optimizations for larger brush and image sizes. Experiment freely with adjustable filter layers, vector image, and grouping layers. Finally let you go to explore your creativity with Krita's collection of heavily customizable brush engines, along with the ability to save, share, and add your presets to your personal one-click palette of favorite tools and colors. (Check out the user gallery at krita.org.)



Unleash your creativity with Krita

View everything

Need to view a document you found on the web, or received in a chat or email? **Okular** is the universal document viewer from KDE. PDF files, images, OpenDocument files, comic books, and e-books all are handled in one easy-to-use application. You can make notes and comment on the documents with Okular's comprehensive annotation tools. Large documents can be navigated easily with its search and bookmarking features. You can also interact with forms in PDF documents, making it easy to complete such documents electronically without the need to print them out.

References

Calligra: <http://calligra-suite.org>

Krita: <http://krita.org>

Okular: <http://okular.kde.org>

Did you know...?

With Okular, you can not only view documents but also present them. Its presentation mode can be activated from the View menu or with a keyboard shortcut. It includes a progress indicator, the ability to show the presentation on a screen of your choice (such as a projector), and annotation of the presentation as you give it.

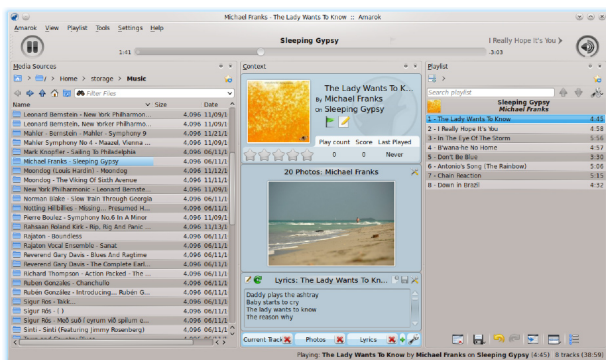


Nowadays, you expect your computer to play videos and music with ease.

With the choice of media applications available from the KDE community, you can preview videos and music without leaving Dolphin, your file browser, or organize your entire audio collection with Amarok.

Rediscover music

You can do much more than just listen to music with the **Amarok** music player. In addition to organizing your music, Amarok finds and suggests new songs that you may also like. It can upload your listening habits to Last.fm to give you recommendations and personalized radio, and you can listen to audio from online music libraries such as Magnatune, Jamendo and Librivox without leaving Amarok. It also downloads lyrics, provides information on the currently playing artist, album or track from Wikipedia, and shows relevant photos and videos from the web. Amarok can be extended easily with new functionality by scripts and plugins. The interface is completely flexible.



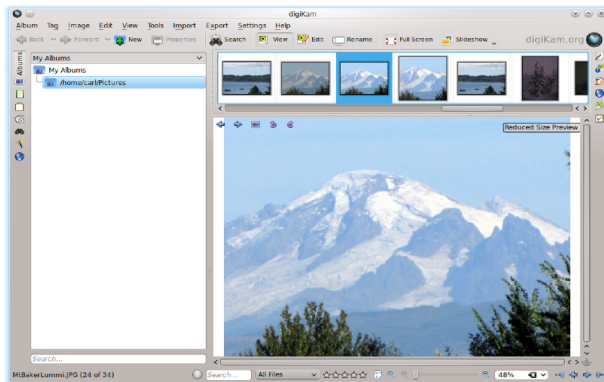
Have your music your way with Amarok

Watch videos and make your own

If you want to watch a movie or a DVD, fire up the movie player **Dragon**. Even though its interface is simple, it offers the features you need such as showing subtitles and resuming movies where you stopped watching last time. Not content with simply watching videos? With **Kdenlive** you can make your own by editing videos recorded in virtually any format and give them a professional touch with a range of audio and video effects.

Organize your photos

DigiKam is the application to manage, enhance, organize and share photographs. It gives you the ability to find your photos by date, name, tag and geographical location. The powerful built-in editor provides quick adjustment of metadata, color correction, red-eye removal, cropping, rotation, and even perspective adjustment. For everyday image viewing, **Gwenview** is fast and light, but still allows you to browse your images and make simple adjustments such as cropping, resizing, rotating, and red-eye removal. Use DigiKam or Gwenview to export your photos to popular web-based photo-sharing services such as Flickr or Facebook.



Manage your photos with DigiKam

Did you know...?

Enjoy every minute you spend on your computer by customizing our software.

“Get Hot New Stuff” technology enables you to easily access any goodies that will make your PC attuned to your personality.





Master your CDs

K3B, the KDE disk burning (recording) utility, is your assistant to help you perform the work you might want to do with your CDs, DVDs, and Blu-ray Discs. Besides burning, K3B can also rip (copy) data from your discs. Use it to copy your DVDs, to burn your own video creations, to extract songs from your albums collection, or to record your photo albums on CDs.

References

Amarok: <http://amarok.kde.org/>

Kdenlive: <http://www.kdenlive.org/>

DigiKam: <http://www.DigiKam.org/>

Gwenview: <http://gwenview.sourceforge.net/>

K3B: <http://k3b.plainblack.com/>



If you want to create an .iso file for your project, just select “Only create image” after clicking the “Burn” button



Widget Tips

The traditional system tray is now a multi-feature widget that can integrate other widget's functions like plasma's advanced notification system and a notifier for new devices plugged in.

Plasma Netbook

If you use a small, portable device such as a netbook, then Plasma Netbook is the KDE Workspace for you. It is optimized for small screens and web-based tasks.

With the click of a button, you can choose between two desktop views: the "Newspaper" and "Application" layouts. The "Newspaper" view displays your choice of widgets showing web pages, news feeds, pictures, weather reports and more. The "Applications" view includes a launcher with commonly used applications and a search box to find others. Applications are launched full screen to make the most effective use of the small screen size.

Customize with widgets

The KDE Workspaces give you easy access to your favorite widgets. A widget is a small applet or mini application. These widgets can be arranged freely within the Plasma Workspace you are using, to easily create your own customized environment. Freedom also means the possibility to do whatever you want on your workspace!

Widgets can be added anywhere - on the main desktop (or Newspaper view in Plasma Netbook) or in the panels, and they adapt accordingly, changing size and shape to fit their environment. For example, you can have the microblogging widget in a large view as part of the desktop, but drag it to the panel and it then becomes a simple icon that expands when you want to use it.

Widgets everywhere

The Plasma Workspaces not only support Plasma Widgets, but also others such as Google Gadgets and Dashboard Widgets from Mac OS X. They come with basic set-ups that suit most users and allow you to get going right away. However, it's easy to find additional widgets and install them with a few clicks.


Activities

What if you want to use a lot of widgets but don't want your display to be cluttered, or you need a different set of widgets depending on what you are working on? The Plasma Workspaces have an answer with Activities, which allow you to create specialized views. For example, you may have a computer you use both at work and at home; you can have a completely different Activity setup for each. In this particular case, it means you can define an Activity containing widgets you use at home and create another one that contains some others you need at work. When you come home, just switch your current Activity to get back to the 'home' Activity, which will display applications and widgets you were using last time you opened it.

Activities can be tied to a 'virtual desktop', so you can have several completely distinct Workspaces at the same time, with their own backgrounds and running applications.

Widget Tips

To move, rotate or resize a widget, you must first "Unlock Widgets" from the desktop toolbox.



Widgets on the desktop can be rotated, resized, or closed from controls on the "handle" that appears on one side of the widget when you move your mouse cursor across it. You can move the widget by dragging the handle. The wrench icon on the handle gives easy access to any available configuration options.



Widget Tips

Panels have their own toolbox button. When this is clicked, you can move widgets around and even drag them to the desktop. Any configuration options can be accessed by right-clicking the widget.

No more restrictions to the form and behavior of your panel! Plasma's advanced architecture, allows you to freely and heavily modify your panel.

Activities Tip

To create a new Activity or switch between existing ones, select 'Activities' from the desktop toolbox.

Beauty

Plasma Desktop and Plasma Netbook share common, integrated themes for desktop widgets, application windows, and desktop wallpapers, developed by a dedicated team of artists. In addition, it is easy to customize your Workspace to suit your personal style with artwork of your own, or artwork provided by the community at opendesktop.org with a few clicks in the desktop settings.

References

Plasma: <http://plasma.kde.org>

openDesktop: <http://opendesktop.org>

KDE - The Community

KDE, originally named the K Desktop Environment, was founded in 1996 by Matthias Ettrich, a German student. His aim was to create a consistent, easy to use, and integrated desktop environment for Linux. A community soon grew around this effort.

Today, KDE is an international team of developers, artists, translators, writers, promoters, usability experts, people dedicated to quality assurance and user support. Most importantly, KDE appreciates and involves its users. All kinds of people are involved--an 18-year-old student from India, a 32-year-old artist from the US, a 70-year-old English grandmother. KDE has become one of the largest and most visible Free Software communities, with thousands of contributors and tens of millions of users.

Why?

We believe that by providing people with great and flexible software which serves their needs and protects their freedom, we can make a difference in this world. We have been doing this for many years, and have learned a lot -- individually, as well as collectively. We have seen how people have taken our technology and used it to provide schools, libraries, companies, and homes with a computing solution which does not limit people, spy on them, or invade their privacy. We have seen happy faces around the world, people excited by the opportunities we have given them. Some tasks may seem insignificant - but every line of code, every word in a manual, every contribution has helped to make someone happy. We have innovated, and our technology has spread to devices everywhere.

KDE is an international team of contributors with a variety of skills and interests.

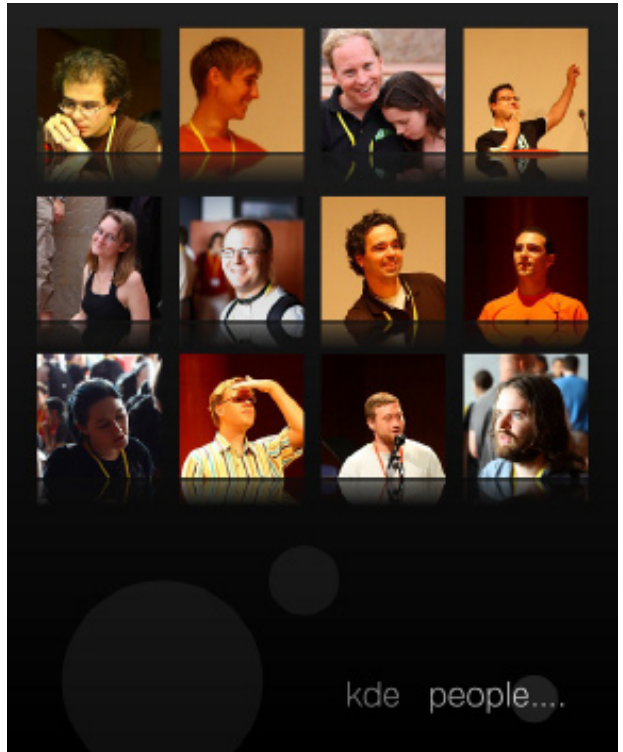
Founded in 1996, KDE has become one of the largest Free Software communities.

Our diverse community of thousands of contributors and millions of users range from students in Brazil to international companies and government agencies



We have made a difference, and will continue to do so!

Part of what makes the KDE community great is our shared set of values. They have emerged naturally throughout our history and are part of who we are.



- Freedom
- Respect for one another
- Appreciation for others' skills
- Collaboration
- Pragmatism
- Support for each other



KDE community members all around the world contribute because they want to:

- Create beautiful software other people will use
- Improve applications
- Gain experience and advance their skill set
- Be part of a friendly, welcoming community
- Be part of a diverse, international team
- Make the world a better place
- Accomplish something
- Find new friends
- Have fun!

KDE e.V.

The KDE community is supported by KDE e.V., a non-profit entity which represents us in legal and financial matters. It secures cash, hardware, and other donations and uses these to support us in developing and spreading our products. In 1997 KDE e.V. was registered as an association under German law. The “e.V.” stands for “eingetragener Verein” which means “registered association”. The e.V. does not meddle in with development itself, nor with the goals the community has set. For more information about KDE e.V. go to: <http://ev.kde.org/>.

Freedom

The KDE Community is not just developing regular software, it is creating Free Software. This is important because you, as a user, are free to use KDE wherever and however you want, without activation keys and installation or time limits.

Our software is not limited to certain devices or file formats, does not spy on you, and is stable and secure.

You are free to share it with others as well! So, not only do you have access to quality, powerful software, but also you have the opportunity to let your family and friends enjoy it, too.



KDE work session in Brazil



KDE developers gathering together during Gran Canaria Desktop Summit 2009

Get involved

Is it difficult to get involved?

Not at all! Every day more people join our ever-growing family of contributors. KDE has a strong infrastructure of web resources, forums, mailing-lists, IRC channels, and many other communication services (see the references below). Do not hesitate to contact people on the mailing list of the project to which you want to contribute. Or leave a comment in a blog post. Whatever could be your motivation, just come and say : “Hey, I want to help out!” and we will kindly tell you the way forward. We provide feedback on your contributions with the goal of helping you learn and improve your skills.

What skills do I need to start?

Whatever your skills, they can be put to good use. Programming, translations, artwork - the choice is yours. You might represent KDE at trade fairs and conferences, answer questions on forums or write KDE-related articles. You can even make contributions as a developer without having advanced coding skills; many projects have tasks that are designed to be quick and easy for newcomers to implement (these tasks are usually called “Junior Jobs”).

You are not confident about your language skills? Not a problem, most of us are not native speakers - and imagine how much you can learn! You think you’re a bad coder? It's how we all started... You don't understand the complicated technologies? Ask; we all had to learn!

If you are eager to help and willing to learn, we will get you going. You choose how you want to participate!

The KDE community is always looking for new members eager to get involved.

Besides developing applications or libraries, you can help with art, interface design, documentation, promotion, user support, maintenance, or just contribute your ideas.



What's in it for me?

You will improve your skills, learn how to work effectively in a large and diverse organization, and build up a portfolio of your work. Such skills are useful to the companies within the KDE ecosystem and many other companies outside. Your work will help millions around the world as our software is used in schools and governmental organizations in addition to homes and businesses. Finally, you will have a lot of fun working towards common goals with friends from all around the world! We are a great bunch of people, as you will discover when you work with us online, join one of our meetings and talk to us in person.



Meeting of KDE people

Join the game

Do you want to get involved but don't have enough time? You can also support KDE financially. Your donations are collected through the KDE e.V. (see above) and are used to fund several kinds of activities: developer sprints, conferences, trade shows... Your financial support helps to make things happen. For more information go to: <http://jointhegame.kde.org/>.

The BugSquad

The KDE BugSquad keeps track of bugs in KDE software. We verify that a bug exists, that it is reproducible, and that the reporter has given enough information. When applicable, we write test cases. Our end goal is to help developers notice valid bugs quicker, and to save their time.

You do not need any programming knowledge to be in the BugSquad. It is a great way to give practical support to the KDE community, and help maintain the high quality of KDE products. And if you are just starting to learn programming, it is a great way to gain familiarity with the components.

Visit the BugSquad team on bugsquad.kde.org.

Marketing and Promotion

The marketing and promo team in KDE attends trade fairs and conferences, informing visitors who stop by our booth and giving talks. We also write news articles, work on release announcements, and other content for our webpages. If you are interested in the work this team is doing, contact us by sending an email to kde-promo@kde.org!

Localization and documentation

If you want to help make KDE software available for your fellow countrymen, you should join your local translation team. Our goal is that everyone has access to the great KDE Software no matter which language they speak. Our documentation writers perform similar tasks - thanks to them, users know what to do and where to find certain functionality. Translations into over 65 languages have made KDE products available to millions of people everywhere.

The translation team can be found on this page: l10n.kde.org

The documentation team shares the l10n.kde page here: l10n.kde.org/docs



Research

The KDE research team consists of members of the KDE community who are active and interested in research. Our goal is to improve the collaboration with external parties to achieve more funded research. We support community members by providing information, navigating bureaucracies, and matching research partners. Visit our page at <http://research.kde.org>.

Currently, we communicate mainly using the kde-research mailinglist on kde-research@kde.org

Artwork

A small, skilled team of artists has designed most of the artwork used by the KDE software like icons, wallpapers and styles; we have also produced graphics for t-shirts and websites. The team started with the Oxygen initiative, creating icons for KDE 4. To date we have designed most of the look and feel of the current KDE software. If you're creative and interested in working with an international community, have a look at oxygen-icons.org or email us at kde-artists@kde.org

Usability improvement

The KDE usability team consists of a team of specialists who advise KDE developers on usability issues. Besides answering questions, we have written a Human Interface Guideline for the developers and we do regular reviews of KDE applications. You can find us at <http://usability.kde.org>!

And many more KDE teams...

Development

By programming within the KDE community, you get to implement cool new features and defeat daunting bugs while collaborating to make innovative and exciting software. We have several of the world's best programmers in our community, making this the best place ever to learn and get better while working on things the world has never seen before.



Plasma running on a smartphone

Getting started

Writing code for KDE does not necessarily require advanced coding skills. A functional widget for Plasma can be created with just a few lines of Javascript. Our tools support writing applications, scripts and widgets in a variety of programming languages like C++, Python and Ruby.

KDE in your life from desktop to pocket.

KDE is available on Linux, FreeBSD, Windows, Solaris and Mac OS X systems and there is a mobile interface as well. Work on a media center interface for televisions or settop boxes is underway. KDE is everywhere, on your computer, on your netbook and on your smartphone thanks to Plasma flexibility.



Our Technologies

KDE is build upon the Qt development toolkit and thus enjoy all the benefits you can found in Qt:

Code Less: using KDE libraries, there is no need to write thousands of lines of code to have things that work correctly. **Create More:** KDE is all about creativity. **Be Free to imagine!**

Deploy Everywhere: KDE is cross-platform thanks to the wide range of systems supported by Qt.

KDE provides other powerful frameworks to help developers make great software easily without having to worry about the underlying technology on users' computers. These frameworks include Phonon for multimedia, Solid to handle hardware, Telepathy for real-time communication, Akonadi to manage personal information, Nepomuk offering search, tagging and innovative social semantic capabilities, and others.

These technologies are part of KDE Development Platform. KDE developers are encouraged to use the functionalities that the Platform provides to achieve a powerful and consistent desktop. Having the same look and feel across all applications is not just for beauty, it improves usability and makes the desktop experience better.

Tools

Powerful tools make development using the KDE Platform a lot easier. **KDevelop** is a complete development environment with support for different languages, and features advanced code completion and integrated debugging and documentation. It takes care of repeating tasks and helps you focus on the real development.





Getting help

There are many ways to get help if you don't know the solution to a problem. You can find extensive tutorials on writing applications on techbase.kde.org, and the community is always eager to provide help on forums, mailinglists and IRC. You can also contact fellow KDE developers using our mailinglists, IRC channels or forums. Never think a question is stupid - only answers can be!

References

Kdevelop: <http://www.kdevelop.org/>

KDE tutorials: <http://techbase.kde.org/Development/Tutorials/>

KDE API: <http://api.kde.org/>

KDE bugs tracking system: <https://bugs.kde.org/>

KDE mailing lists: <http://www.kde.org/support/maillinglists/>



Schools and universities

One of our major deployments took place in the Brazil's primary school education system with computers running KDE software serving nearly 52 million children!



Besides this, a thousand more students in Brazil use KDE products in their universities. But Brazil is far from being the only country to use KDE software for their educational system. KDE software can also be seen running on computers in Portuguese and Venezuelan schools, with respectively 700 thousand and one million systems reached. As you might imagine, all these children and teachers particularly enjoy the work of the KDE Education team.

Governments

Countries not only adopt our technology for their schools, some of them use it directly in their admin-

KDE technology is being used by millions of people from all over the world.

Our products have satisfied a wide range of people and organizations. Here are details of a few deployments of KDE free software.





istrative offices. Germany, for example, uses KDE software in its embassies around the world. This represents around 11,000 systems utilizing KDE software. Turkey also makes extensive use of KDE software through a local Linux distribution called Pardus.

Other software development teams

In 1999, a team of KDE developers wrote an HTML engine called KHTML. This technology provided the foundation for the Konqueror web browser, and quickly proved itself as one of the more mature, fast, and stable web browsing technologies on the web. In 2002, Apple started working on KHTML, initially keeping it secret within the company. The clean design and small, yet standards-compliant code base, meant Apple could quickly improve it to form the basis of their Safari web browser. In 2005, Apple decided to work with the outside world, including the KDE community, on WebKit, their version of the KHTML browsing engine. Today, hundreds of engineers from Apple, Google, Nokia, and the KDE community along with many more companies and organisations work together on WebKit. It is used on millions of mobile phones like the iPhone, Google's Android, and Nokia phones and in desktop browsers like Google's Chrome, Apple's Safari and, optionally, KDE's Konqueror.



You may find our applications in many governmental and other public services : in the defense sector, in telecommunications, in health services and many other places.


Companies

Businesses also benefit from our innovative technologies. In the scientific world, CERN (the European Organization for Nuclear Research) can be counted among our users. Indeed, physicists working on the Large Hadron Collider in Switzerland, one of the world's largest science experiments, use the KDE software.

In the tech world, Nokia has chosen to take advantage of the portability of Calligra in developing Office software for MeeGo, the software platform intended to run on a high variety of devices from tablets through smartphones, in-car devices, net-books and televisions.

You?

The above are just a few examples of how KDE software is used in the world around you. Many diverse organisations and individuals have found that KDE software provides a solution for them and we hope that you will too.





We hope you enjoyed discovering who we are and what we have done until now. Above all, we hope that we tempted you to try our software and even to be part of our adventure. In addition to all was written here, you can find more information on the Internet looking at the following websites.

Come join us!

Main KDE website: <http://kde.org>

KDE's resource for users: <http://userbase.kde.org>

KDE's resource for developers: <http://techbase.kde.org/>

KDE's contributor wiki: <http://community.kde.org>

KDE news: <http://dot.kde.org/>

Blogs from KDE contributors: <http://planetkde.org/>

KDE community forums: <http://forum.kde.org/>

KDE community videos: <http://www.youtube.com/user/kdepromo>

KDE Microblogging Lifestream: <http://buzz.kde.org/>

Interviews of KDE contributors: <http://behindkde.org/>

Weekly digest of commits: <http://commit-digest.org>

Extra KDE applications: <http://www.kde-apps.org/>

Artwork for your KDE workspace: <http://www.kde-look.org/>

Files for use in KDE software: <http://kde-files.org>



Copyright KDE e.V. 2011